



## **Dear Parents,**

Mikids teaching and learning resources is committed to high quality preschool education. We adopt the international teaching and learning practice of Listening, Speaking, Reading and Writing Skills to ensure English Language Proficiency in our learners.

In this time of global health crisis, we endeavour to assist parents and children to continue learning within the home environment. We are pleased to share with you and your child our learning resource.

In this segment you will see the Listening and Speaking Skill lessons.

Children need to develop effective listening skills for them to understand English text and be able to communicate in spoken and written language through appropriate vocabulary, grammar, pronunciation and intonation.

Mikids English Language is a systematic friendly learning resource that is engaging through a variety of learning activities.

# **Mikids English Language**

## **Age 6 years**

Part 1 : Level 2- Lesson 8

Listening , Speaking skills and  
Writing Skills.

**Storyline : Plants**





## **Part 1 A. Listening and Speaking Skills – Blend words**

1. Open up the programme.
2. Component will auto run.
3. Parents please view the whole component first,
4. It is divided into 1) Word blend 2) Reader text  
3) Reader sentences 4) Comprehension 5) Songs
5. Forward your programme to the blend sounds of long vowel 'u'

### **Working with your child: Learning to blend long vowel sound 'u'**

6. Look and listen to the introduction of words with sound 'u-e'. PAUSE
7. Replay this page with child trying to sound alongside.
8. Pause the page and tell your child to try and sound the words.
9. Tell your child to point and sound the letters and say the word.
10. Look and listen to the introduction of words with sound 'u-e'. PAUSE
11. Replay this page with child trying to sound alongside.
12. Pause the page and tell your child to try and sound the words.
13. Tell your child to point and sound the letters and say the word.
14. Look and listen to the introduction of words with sound 'ew'. PAUSE
15. Replay this page with child trying to sound alongside.
16. Pause the page and tell your child to try and sound the words.
17. Tell your child to point and sound the letters and say the word.

### **Suggested Activities:**

#### **Activity 1.**

1. Write out the letter sound one at a time.
2. Tell your child to give you words related to the sound.
3. Sound out the letters when he/she say the word

#### **Activity 2.**

1. Give the sound of each word and tell your child to write it down.



## **Part 2**

### **B. Listening and Speaking Skills – Reading text**

1. Forward the programme to the page of the book with sentences.
2. Tell your child to look and listen to the sentences.
3. Run the page twice.
4. Run the page again but turn off the sound.
5. Tell your child to read as the words change colour.
6. Than rerun and cover the picture and tell your child to say the word as recognized.
7. Praise your child for every word said correctly.
8. The final round tell your child to point to the words and read.
9. Do this for all the sentences in the book picture.
10. Now rewind the programme backward to the picture with the full text.
11. Tell your child to attempt to read with you prompting along.
12. Carry out skill activities with your child.
  1. Look at the word blend in the text. Tell your child to blend the letters and say.
  2. Identify words that your child can already read.
  3. Write words at random and ask your child to read.
13. Forward the programme to the part with question and answers
14. Pause at the first question.
15. Ask your child for the answer.
16. Check by playing the programme again.
17. Ensure that your child answer in a full text.
18. Continue the same method for all 3 questions.

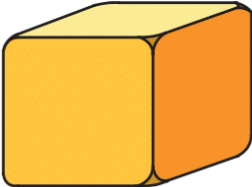








C. Listening and Writing Skills.

- 1. Refer Mikids Text book L2 – Page 30  
Ask your School principal for a page copy if your child don't have the book.
- 2. Follow the instructions and do accordingly.

Let's Sound

Objective: Phonics Skills

Word Families : long vowel /u/  
Read the words.

u _ e	u _ e	ew
		
cube	tube	dew
		
cute	tune	few
		
huge	mule	new

Fill in the blanks with long vowel /u/.



r \_ \_ d \_ \_



fl \_ \_ t \_ \_



ch \_ \_ \_