



Dear Parents,

Mikids teaching and learning resources is committed to high quality preschool education.

To ensure English Language Proficiency in our learners we adopt the international teaching and learning practice of Listening, Speaking, Reading and Writing Skills in line with the **CEFR** benchmark.

In this time of global health crisis, we endeavour to assist parents and children to continue learning within the home environment. We are pleased to share with you and your child our learning resource.

In this segment you will see the Listening and Speaking Skill lessons.

Children need to develop effective listening skills for them to understand English text and be able to communicate in spoken and written language through appropriate vocabulary, grammar, pronunciation and intonation.

Mikids English Language is a systematic friendly learning resource that is engaging through a variety of learning activities.

Mikids English Language

Age 5 years

Part 1 : Level 1 - Lesson 9

Listening , Speaking skills and
Writing Skills.

Storyline : Elly and Elf





A. Listening Skill

1. Open up the programme.
2. You will need to run through the story yourself first
3. Go straight to the story page by page.

B. Speaking skills

1. Pause Pic #1. Listen.
2. Ask: What is the title of the story?
3. Pause Pic #2. Listen. Repeat the sentence with emphasis on pronunciation and intonation.
4. Ask: What animal is this picture ? What is the name of the elephant?
5. Pause Pic #3, Listen. Repeat the sentence with emphasis on pronunciation and intonation.
6. Ask : What kind of elephant is Elly ? Where does Elly work? Discuss
7. Pause Pic #4
8. Ask : What did Elly ask ? Can you guess ? Discuss
9. Pause Pic #5 Listen. Repeat the sentence with emphasis on pronunciation and intonation.
10. Ask : What did Elly say ? Who is Elf ? What is Elf ? Discuss Elf through internet pictures.
11. Pause Pic #6. Listen. Repeat the sentence with emphasis on pronunciation and intonation.
12. Ask : What is Elf going to do ? Discuss
13. Pause Pic #7. Listen. Repeat the sentence with emphasis on pronunciation and intonation,
14. Ask: What did Elly ask ? Can you juggle eggs ? Discuss
15. Ask : What do you think you can try to juggle ? Discuss
16. Fun Activity
Carry out a fun activity with your child juggling some balls



C. Speaking Skills – Words. Vocabulary recognition. Listen, Say and Recognize

1. Listen to the 4 vocabularies and look at the pictures about twice.
2. Turn off sound of the gadget. Pause at every picture.
3. Tell your child to say the word. Do it about three times.
4. Rerun without sound, pause at each page and cover the picture
5. Tell your child to recognise and say the word.
6. Praise your child for every word said correctly.

D. Speaking Skills – Comprehension Practice. Q&A

1. Pause at Q1
2. Give time to your child to answer
3. Continue than pause at Q2.
4. Give time to your child to answer
5. Try to ensure that your child answers in a full sentence and correct vocabulary order.

You tube users. For Day 1 only
Pause at this point and carry on with worksheets.


E. Listening and Writing Skills.

1. Refer **Mikids Text book L1 – Page 33**


Ask your School principal for a page copy if your child don't have the book.

2. Follow the instructions and do accordingly.


Elly and Elf




Hi, I'm Elly.



I'm a circus elephant.



Can you see who I'm carrying?




Yes, it's my best friend Elf.

Say the words and match to the correct picture.

elephant •

Elf •

egg •



Learning outcome: 1. Able to comprehend the storyline.
2. Able to answer the questions appropriately.

Teacher ask:
1. What's the name of the elephant?
2. What's the name of Elly's best friend?
3. Who's the elephant carrying?



Mikids English Language

Age 5 years

Part 1 : Level 1 - Lesson 9

Listening , Speaking skills and
Writing Skills.

Component : Phonics and Reader





Part 1

A. Listening and Speaking Skills – Blending letter sounds - CVC

1. Open up the programme.
2. Component will auto run.
3. Parents please view the whole component first,
4. It is divided into 1) Word Letter blend 2) Reader text
3) Reader sentences 4) Comprehension

Working with your child: Learning to blend letters into 3 letter sound words.

5. Look and listen to the introduction of p/a/d/ pad. PAUSE
6. Replay this page.
7. Tell your child to point and sound the letters and say the word.
8. Look and listen to the introduction of /m/a/d/ mad. PAUSE
9. Replay this page.
10. Tell your child to point and sound the letters and say the word
11. Look and listen to the introduction of /d/o/t/ dot. PAUSE
12. Replay this page.
13. Tell your child to point and sound the letters and say the word
14. Write out the letter one at a time and tell your child to sound and say the word.
15. Do it for all the words a few times till your child is familiar.

Part 2 B. Listening and Speaking Skills – Reading text

1. Forward the programme to the page of the book with sentences.
2. Tell your child to look and listen to the sentences.
3. Run the page twice.
4. Run the page again but turn off the sound.
5. Tell your child to read as the words change colour.



6. The final round tell your child to point to the words and read.
7. Do this for all the sentences in the book picture.
8. Now rewind the programme backward to the picture with the full text.
9. Tell your child to attempt to read with you prompting along.
10. Carry out skill activities with your child.
 1. Look at the words 'men', 'pet' and 'net'. Tell your child to sound blend the letters.
 2. Write the words that are in green on the screen onto a paper and tell your child to look and read.
11. Forward the programme to the part with question and answers.
12. Pause at the first question .
13. Ask your child for the answer.
14. Check by playing the programme again.
15. Ensure that your child answer in a full text.
16. Continue the same method for question 2.

C. Listening and Writing Skills.

1. Refer **Mikids Text book L1 – Page 34 and 35**
Ask your School principal for a page copy if your child don't have the book.
2. Follow the instructions and do accordingly.

Let's Read

Objective: Phonics Skills

The Letter

Ee

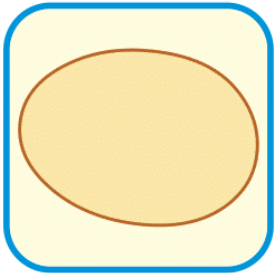
The Sound

/e/


The Word

elephant

Say the /e/ sound and fill in the blank. Say the word.



___gg



___nvelope




___lbow



___xercise


Sing a song

Elf and elephant /e/ /e/ /e/
Elf and elephant /e/ /e/ /e/
Elf and elephant /e/ /e/ /e/
/e/ is the sound of e



Let's Read

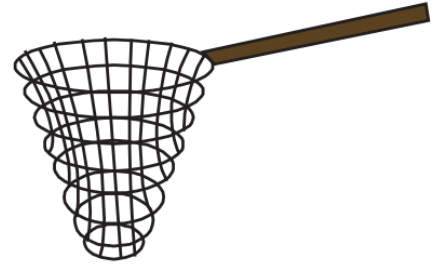
Objective: Phonics Skills



/m/ /e/ /n/
men




/p/ /e/ /t/
pet



/n/ /e/ /t/
net

Reader

- 1 The two men met.
- 2 They have pets.
- 3 They sat near the net.



Read high frequency words.

The

two

They

have

near

Fill in the blank with the correct words.

They _____ pets. [have ; has]

They sat _____ the net. [on ; near]